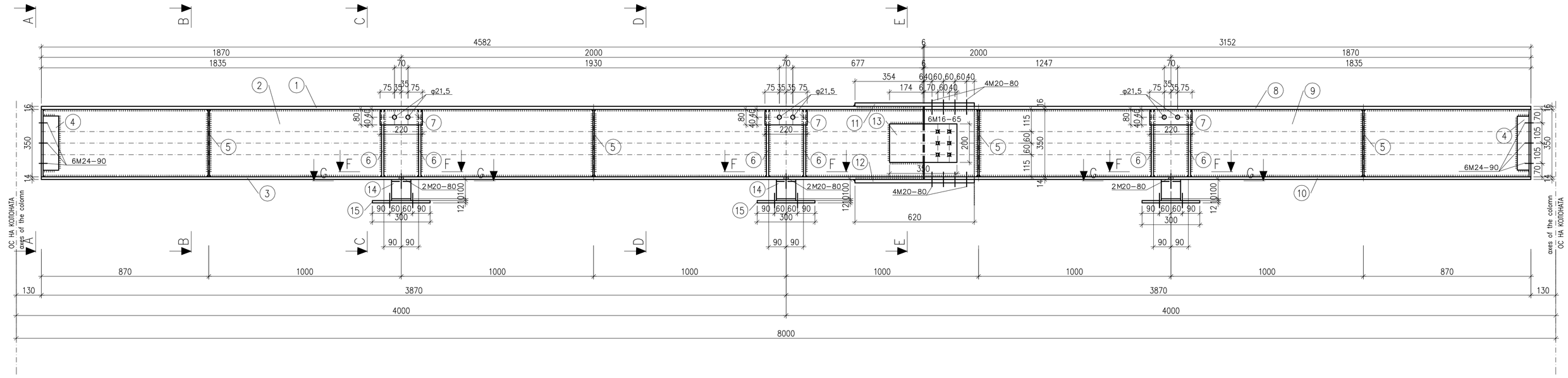

ЗАБЕЛЕЖКИ:

1. Преди монтажа всички стоманени конструкции да се почистят с телена четка от ръжда и отделните елементи да се поцинкват.
2. Всички заварки да се изпълнят от заварчици-паспортиции с h=6мм и да се изчука шлака преди поцинковането.
   Краищата на заваряваните детайли да се подготвят /фрезоват/ според изискванията на БДС 3112-72.
3. За всички елементи да се изпълни почистване и горещо поцинковане във вани съгласно БДС EN ISO 1461 с дебелина на цинковото покритие 85 микрона.
4. За болтовете да се изпълни галванично поцинковане.
5. Болтовете се окомплектават с 2 гайки и 1 шайба.
6. Болтовете означени с индекс M* се окомплектават с 2 гайки 1 шайба и 1 наклонена шайба.
7. Болтовете означени с индекс M** се окомплектават с 2 гайки и и 2 наклонени шайби.
8. Да се извърши пробен монтаж в заводски условия.

Notes:

1. Before installing all steel structures should be cleaned of the rust with a scraching brush and the individual elements shouled be galvanized.
2. Each welding should be performed by qualified welders.
   The weld must be 6mm in thikness.
   Clean the slag before zinc-coating.
   The ends of welded parts to be prepared according to the requirements of BDS 3112-72.
3. For every element should be done - cleaning and hot dip galvanized in. bathtubs with thickness of the zinc coating 85 microns.
4. All bolts shall be galvanized.
5. Bolts are assembled with 2 nuts and 1 washer.
6. Bolts indicated by index M* should be assembled with 2 nuts, 1 washer and 1 inclined washer.
7. Bolts indicated by index M** should be assembled with 2 nuts and 2 inclined washer.
8. It should be done a trail installation in work conditions.

Поглед A - A
View A - A

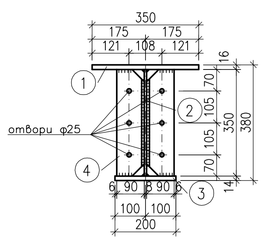

Разрез B - B
Section B - B

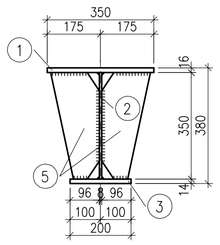

Разрез C - C
Section C - C

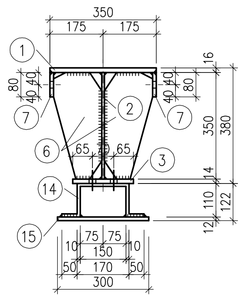

Разрез D - D
Section D - D

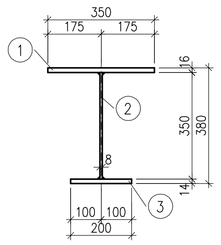

Разрез E - E
Section E - E

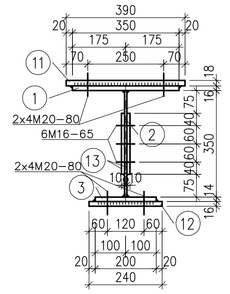

Разрез F - F
Section F - F

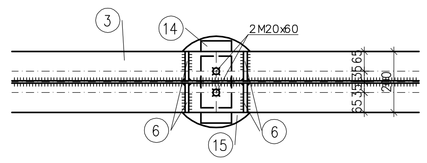

Разрез G - G
Section G - G

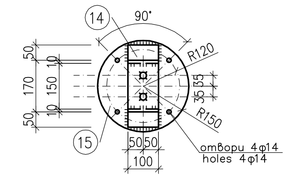

LEGEND / ЛЕГЕНДА:

✱	болт / bolt M12
✱	болт / bolt M16
✱	болт / bolt M20
✱	болт / bolt M24
✱	болт / bolt M27
× × × ×	weld assembly / монтажна заварка
|||||||||||	welding factory / заводска заварка

Позиция 3 - ⌀ 14
Position 3 - ⌀ 14

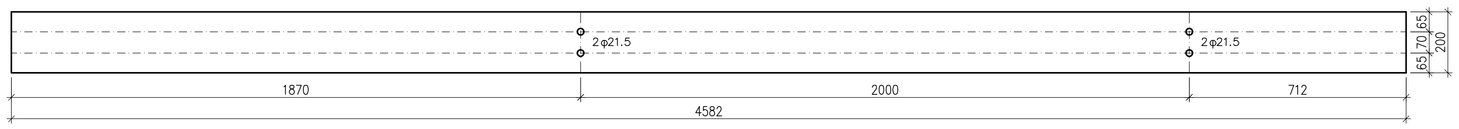

Позиция 4 - L90.90.9
Position 4 - L90.90.9

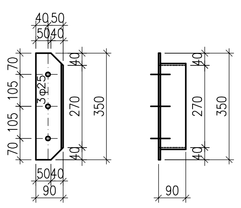

Позиция 5 - ⌀ 8
Position 5 - ⌀ 8

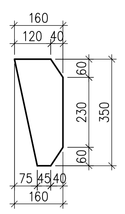

Позиция 6 - ⌀ 8
Position 6 - ⌀ 8

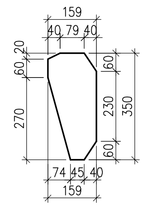

Позиция 7 - ⌀ 12
Position 7 - ⌀ 12

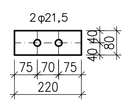

Позиция 12 - ⌀16
Position 12 - ⌀16

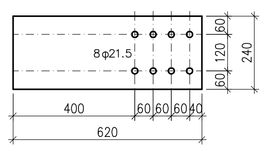

Позиция 10 - ⌀ 14
Position 10 - ⌀ 14

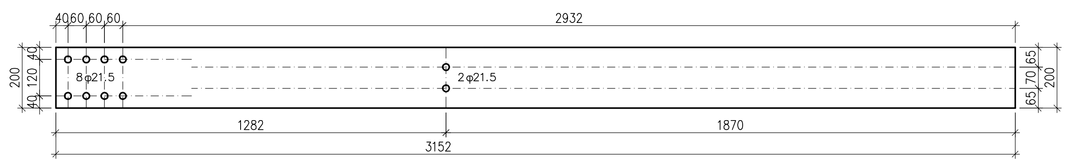

Позиция 14 - ⌀ 10
Position 14 - ⌀ 10

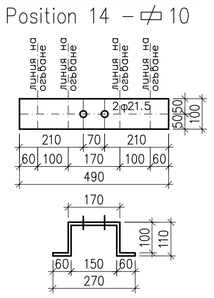

Позиция 13 - ⌀ 10
Position 13 - ⌀ 10

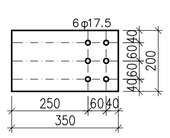

Позиция 9 - ⌀ 8
Position 9 - ⌀ 8



Позиция 11 - ⌀ 18
Position 11 - ⌀ 18

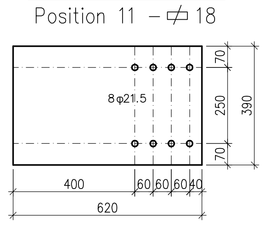

Позиция 8 - ⌀ 16
Position 8 - ⌀ 16

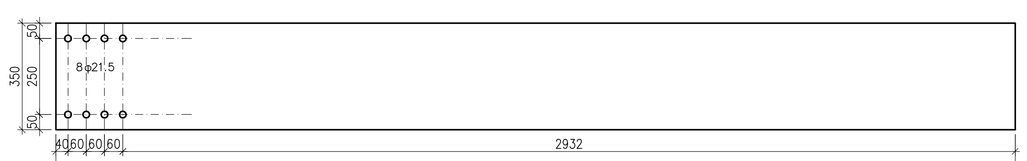

Позиция 15 - ⌀ 12
Position 15 - ⌀ 12

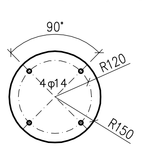

position позиция	section сечение	length дължина mm	pcs бр.	за 1 бр. weight - kg маса - kg	общо weight - kg маса - kg	steel стомана	standard стандарт	note забележка
	Всичко				911.44			
	washer/шайба M24		12	0.032	0.39		EN ISO 887	
	nut/гайка M24-8		24	0.110	2.64		EN ISO 4032	
	bolt/болт M24x90-8.8		12	0.425	5.10		EN ISO 4014	
	washer/шайба M20		16	0.014	0.23		EN ISO 887	
	nut/гайка M20-8		32	0.064	2.05		EN ISO 4032	
	bolt/болт M20x80-8.8		16	0.26	4.16		EN ISO 4014	
	washer/шайба M16		6	0.011	0.07		EN ISO 887	
	nut/гайка M16-8		12	0.033	0.40		EN ISO 4032	
	bolt/болт M16x65-8.8		6	0.132	0.79		EN ISO 4014	
2%	electrodes/електроди E 42 5B 42 H5				17.56		EN ISO 2560	
15	⌀ 12.300	300	3	8.48	25.44	S235JRG2	EN 10051	6.ви out/гореща се with holes/с отвори
14	⌀ 10.100	490	3	3.85	11.55	S235JRG2	EN 10051	bent/огънати with holes/с отвори
13	⌀ 10.200	350	2	5.50	11.00	S235JRG2	EN 10051	с отвори with holes
12	⌀ 16.240	620	1	18.69	18.69	S235JRG2	EN 10051	с отвори with holes
11	⌀ 18.390	620	1	34.17	34.17	S235JRG2	EN 10051	с отвори with holes
10	⌀ 14.200	3152	1	69.28	69.28	S235JRG2	EN 10051	с отвори with holes
9	⌀ 8.350	3152	1	69.28	69.28	S235JRG2	EN 10051	с отвори with holes
8	⌀ 16.350	3152	1	138.57	138.57	S235JRG2	EN 10051	с отвори with holes
7	⌀ 12.80	220	6	1.66	9.96	S235JRG2	EN 10051	с отвори with holes
6	⌀ 8.159	350	12	3.50	42.00	S235JRG2	EN 10051	upon cut/при/за cut
5	⌀ 8.160	350	8	3.52	28.16	S235JRG2	EN 10051	upon cut/при/за cut
4	L 90.90.9	350	4	4.27	17.08	S235JRG2	EN 10056	6.ви out/гореща се with holes/с отвори
3	⌀ 14.200	4582	1	100.72	100.72	S235JRG2	EN 10051	-
2	⌀ 8.350	4582	1	100.72	100.72	S235JRG2	EN 10051	-
1	⌀ 16.350	4582	1	201.43	201.43	S235JRG2	EN 10051	-

СЪГЛАСУВАЛИ

Част	Име	Подпис
Технология (Първична комутация)	инж. Пенишев	
Технология (Вторична комутация)	инж. Гъмбова	
Геодезия	инж. Бакиев	
ПБЗ	инж. Тодорова	
Пожарна безопасност	инж. Тодорова	
Възложител		

EL-TEST

Клиент: "ЕВН България Електроразпределение" ЕАД
Customer: EVN Bulgaria
Ръководител проект: -
Project Manager: -

Договор No.: Contract No.: 4028/2012

Обект: Подстанция 110/20kV "Пълта", гр.Пловдив
Object: Substation 110/20kV "Lauta", Plovdiv

Подобект: Нова изходяща линия в ОРУ 110kV
Subobject: New outgoing feeder 110kV

Изготвил: -
Checked:

Редактор: Section: A3
Том: 1 Part: 1

Date	06.2019	Портал Рийел - L=8м	No.
Drawn	Котева	Portal Rigel - L=8m	015
Designer	Котева		
Approved	Тодорова		
Формат: Format:	A0		Sheet 1 / 1
Вид: работен проект Phase: detailed design	Част: Строително-конструктивна Part: Civil work		
Мащаб: Scale:	1:10	Кат. на чертеж: Filename:	463 03W 015 01 0 - F

Ред. Rev. | Забележка Remarks | Дата Date | Име Name

D:T:20190614\1041-2 | \\SERVER__21-46 Projects\46project\463\03\REVISION F\463 03W 015 01 0 - F.dwg